





# RAVNE I ZAKRIVLJENE CRTE



RAVNE CRTE



ZAKRIVLJENE CRTE







DONESI U ŠKOLU DVIJE NITI VUNE. NAPRAVI OD JEDNE ZAKRIVLJENU CRTU, A OD DRUGE RAVNU.



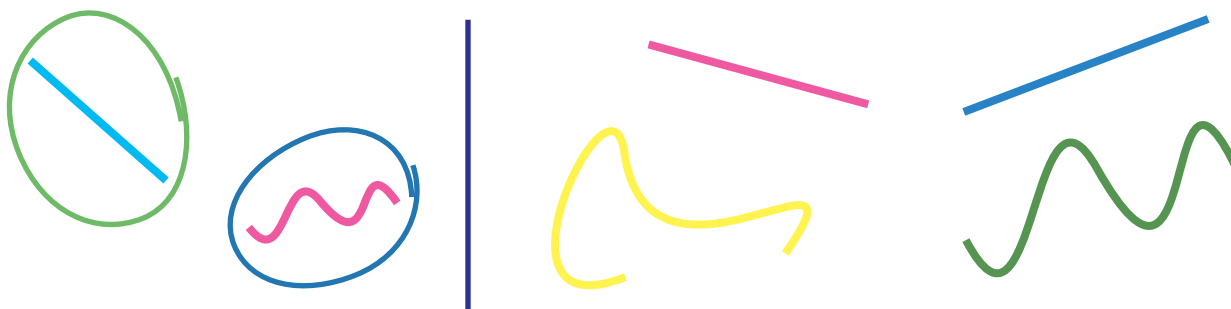
ZAOKRUŽI RAVNE CRTE.




ZAOKRUŽI ZAKRIVLJENE CRTE.



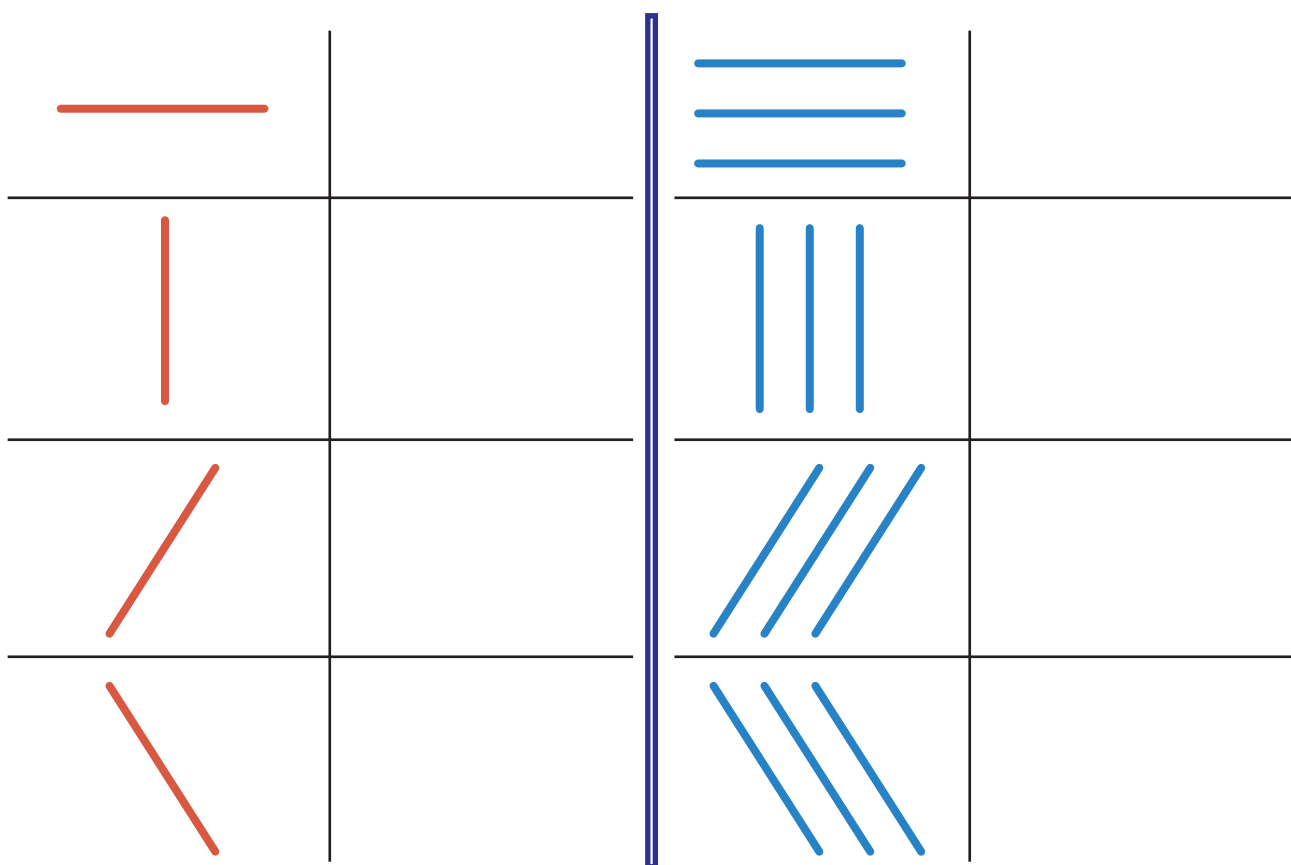
RAVNE CRTE ZAOKRUŽI ZELENOM BOJOM,  
A ZAKRIVLJENE PLAVOM.




RAVNE CRTE CRTAMO  
POMOĆU **RAVNALA**.



NACRTAJ POMOĆU RAVNALA.



DOVRŠI ZAPOČETI LIK. SLUŽI SE RAVNALOM.



# RAVNE I ZAKRIVLJENE CRTE (PONAVLJANJE)



PRECRTAJ. ZA RAVNE CRTE UPOTRIJEBI RAVNALO.

